



Mid Week Moments #58

Wednesday 5 May 2010

[Previous editions](#)

Welcome to your Midweek Moments. The staff at Blueberries wish all customers and friends who are mothers a great big happy Mothers Day for this Sunday 9 May. And when your loved ones ask you what you'd like for Mothers Day, tell them lots and lots of gorgeous fabric from Blueberries, so you can make beautiful quilts for them. Now put the kettle on and enjoy this week's newsletter.

**We're back from the
Australasian Quilt Convention**
click [here](#) to see what we have been up to!



This weekend will be a **BIG** one for Wyong!

Come along this weekend to the **Central Coast 4th Annual Charity Quilt Show**

Saturday 8 and Sunday 9 May 2010, 9:30am to 4:00pm daily. You will be supporting a local event and helping to raise funds for cancer services on the coast, click [here](#) to find out more.

The first 100 mum's through the door on Sunday will receive a FREE gift.

Everyone loves a bargain and especially one
on a Mother's Day weekend!

Blueberries Clearance Sale

Saturday 8 and Sunday 9 May 2010, 9:30am to 3:30pm daily.

Up to **50%** off selected patchwork fabrics, patterns, books,
homewares, giftwares, rugs and more.

**That's right RUGS! We have high quality rugs
for sale at very low prices, DON'T MISS OUT!**



Who wants to be a Milliner?

The Secret Life of Hats, Episode 8 – The Cloche

Historically the cloche hat is mostly associated with the 1920s, and in particular the flappers of that decade, but in fact it was popular for a lot longer than that. It first appeared around 1905 and was a fashionable item of female headwear for at least the next 30 years.

Originally designed and manufactured by well known Parisian milliner Caroline Reboux (dubbed "Queen of the Milliners"), the cloche hat was an eye catching design as it resembled a helmet, and had to be worn pulled down nearly to the eyes, almost completely hiding a women's hair. For this reason, and also because of the hat's severe design, it became vaguely associated with a new wave of feminine self-assurance and fashion autonomy. Caroline Reboux's highly successful millinery business and the fact that she employed over 150 women seemed to verify this notion.



*Angelina Jolie
in Changeling
(2008)*

continues next page...

The cloche was mostly made of felt and Rebox would create one by wrapping a piece of felt around a customer's head and then cutting it into the correct shape, guaranteeing a perfect and individual fit. The bell-like contours of the hat's design gave rise to the name 'cloche', which is a French word meaning bell or bell-shaped.



Victoria
Beckham

Cloche hats were often accessorised with art deco appliqué or ribbons. Often the ribbons were shaped or tied to give subtle signals about the wearer's marital status and availability. An arrow-shaped ribbon meant the woman was single but unavailable (usually engaged) while a knotted ribbon meant she was married. A ribbon tied in an elaborate bow meant the woman was both single and available, or, according to the phrase of the day, "interested in mingling".

Rather unexpectedly the cloche hat enjoyed a recent, brief revival in popularity in the 21st century when Elle magazine described it as "the haute accessory of the moment" in 2007 after it appeared in many designers' collections. Angelina Jolie also made the cloche fashionable again by wearing it in the 2008 movie Changeling. These days they can occasionally be found in vintage or retro clothing shops but due to their scarcity, are generally collector's items.

Quilt Aid 2010

You will probably remember Quilt Aid from last year, if not click [here](#) to read about the program. Well in just four short weeks the 2010 Quilt Aid program will be launched. All the blocks are done and the quilts are madly being finished.



We will tell you all about the Quilt Aid 2010 program when it launches so 'stay tuned' to our newsletters and website.

In the meantime take part in the Quilt Aid 2010 guess the blocks competition, click [here](#) to have a go!

Here is a tip for one of the blocks...this is the **Ribbon of Hope** block by Janelle Wind of Janelle Wind Collection available from Blueberries.



continues next page...

New Fabric

Freebird - 16 new fabrics




Freebird - 32240.18




Freebird - 32240.19


Michael Miller - 9 new fabrics



MM482J.DISC



MM3755F




MM4198A


Hearts Amore - 10 new fabrics



ST46593



ST46596A



ST46601

Show and Tell with Molly Prosser

Show us an item and tell us a story

Molly Prosser - Dizzy Dragonflies

What was the inspiration for this quilt?

I wanted to make a quilt for my bedroom that would be in the colours that I like. I really like purples and at the moment my room is pink. I thought if I make a purple quilt we could then repaint my room!

continues next page



Have you made a quilt before?


No. This is my very first quilt. I asked mum if I could start collecting purple fabric to make a quilt and when I had a bit of a stash we talked about patterns. I wanted to make something easy to start off with and when mum showed me this quilt pattern in a magazine I was nervous. It looked really tricky but it turned out to be quite simple as long as you take your time with the cutting and pressing.

How long did it take you to make this quilt?

About two weeks. I pieced it together last school holidays, starting after Christmas and doing a little bit each day till it was done. I was surprised that it went together so quickly.

Why did you call your quilt Dizzy Dragonflies?

When I had finished the quilt top we took it out to Sharon at Morning Star Quilting. I love dragonflies and as soon as I saw the dragonfly quilt pattern I knew it would be perfect. I thought once they were on there they would look dizzy amongst all the hexagons! I am only thirteen but Sharon treated me like a special client - I felt very important. Sharon even took the time to take some photos of my quilt so that I can use them in my scrapbooking. If you look closely you can see a dragonfly being quilted on here.



Are you planning to keep on sewing?

I'm not planning to make another quilt soon but I am sewing some cushions for my bed and they are purple too! I would like to say to any teenagers out there that are bored to think about sewing - it is a very rewarding hobby and if your mum sews you should get her to teach you.

Quote of the week: When life gives you scraps - make a quilt.

Til next week!
The Blueberries Team.