



In this week's *Midweek Moments* we have not one, but two new columns, both of which we hope will provide you with the two 'i's - information and inspiration. In 'Designer Diaries' we speak to different designers about their creative history, techniques and inspirations as well as useful gems of wisdom they've picked up along their respective journeys. And for practical updates on the many different fabrics and products available at Blueberries, our own Jackie Leybourne offers tips, hints and advice in 'Material Girl'. And as if all of that wasn't already enough, there's also the next installment of Who Wants to be a Milliner?, so better go put the kettle on now. Enjoy.

Fabrics 75 % off!

Designer Diaries

Journeying into Creative Hearts and Minds

Name: Janelle Wind

What do you design and why?

I design a pretty broad range of things like quilts, bags, clothing, etc. Anything that has a practical use. I tend to design things that I have an actual need for, rather than things that are just popular.

How long have you been designing and what particular techniques do you use?

I've been designing for about 11 and a half years now and patchworking for fifteen. I've been sewing since I was about eight, so started really young. As far as techniques go, I try to avoid things that are quite difficult because those people are usually happy to design their own. I do a lot of design piecing and appliqué. Frills and scalloped edges are a bit of my look at the moment.

What gives you inspiration?

I like the idea of something I've designed having a practical use, so I suppose that's a kind of inspiration. Sometimes when I'm stuck I say to myself, "Now what would I like to purchase or carry around?" I also find the fabrics themselves get my creative juices going.

What is your favourite design or project you've worked on?

I recently did some fabric-covered boxes for Australian Homespun magazine. The brief was for specific-sized fabric-covered boxes for their eco issue and I was really proud of myself for coming up with the concept from scratch. It's being released as a pattern very soon.



Janelle Wind and (below) some of her designs



continues next page...

Are there any exciting new designs that you're currently working on or recently launched that you can share with us?

I'm about to do a Block of the Month which will follow along the style of my book; bright fresh colours, stitchery and appliqué combined, simple piecing. It'll be about a seven month Block of the Month.

Do you have a personal philosophy/statement that you work from as a designer?

I don't design what I think what people will like, I design what makes me happy.

What advice would you give our readers?

Choose things that will make you happy and that you think you can achieve. Don't be afraid to join a class or a group either because you get so much more out of it than you could ever expect.

Visit Janelle's website at
www.thejanellewindcollection.typepad.com

Janelle's book, *Pieces of Me*, was released in June and is available at Blueberries.



Material Girl

Jackie's tips, hints, advice and info on products and fabrics



(above) Saving it for a rainy day... the Amy Butler raincoat (modelled by Joyce Oxley) made with Kaffe Fassett laminated fabric

Product:

Kaffe Fassett laminated fabric

Ideal for:

Anything that needs to be waterproof such as kitchen tableclothes, aprons or raincoats

Jackie says:

I used this material to make an Amy Butler raincoat (pattern available on Blueberries website in a range of different sizes). We have the fabric in two colours, the green, shown in the photo and also in a pink.

The only thing about working with this material as opposed to regular fabrics is that you'll need a non-stick foot for your sewing machine. If you don't have one Blueberries can order it for you.

Making this raincoat was a fun project, especially working with such a different material. Also practical, given all the rain we've had lately. I can't wait for it to start pouring again so I can show off my new raincoat.

Click [here](#) to purchase the pattern.

continues next page...

New Fabrics

Over 100 new fabrics...



[Daisy Doodle](#)




[Meadowsweet 2](#)




[Playdate](#)




[Pretty Bird](#)



[California Dreaming](#)




[Mini Dot](#)



[Fairy Frost](#)




[Fun Flowers](#)




[Garden Song](#)



[Ephemeral Antiquity](#)



[Wellesley Collection](#)



[William Morris Fabric Freedom](#)

Who Wants to be a Milliner?

The Secret Life of Hats

Episode 22 - The Deerstalker

As its name suggests, the deerstalker is a hunting hat, at one stage quite fashionable with English and Scottish country gents who considered it a necessary part of casual rural ensemble. In the late 19th century it was also teamed with men's sports kit to popular effect, such as a Norfolk jacket, long socks and... er, knickerbockers. Back when men were men.



However, the deerstalker may have been practical, fashionable and manly, but its career was sadly short-lived, virtually disappearing completely in the early 20th century. The only reason it's managed to keep a clutch on modern-day popular culture (albeit by its fingernails) is because it's the hat of choice of two very famous, and completely unrelated, fictional characters. Without scrolling forward to the end of this story, can you guess who they are? Here's a hint; one's from English literature and one's an American cartoon character.

continues next page...

But more about them later. Back to the hat they both had in common. The deerstalker was a soft, close-fitting cap with a peak at both the front and back which gave it its nickname “the ‘fore and aft’”. It also had ear-flaps for protection from those brisk northern winds, but these could be pinned up when not in use. The hat was generally made from twill fabric or tweed in a checkered or tartan pattern, which was also designed as camouflage when hunting.

It’s ambiguous when the deerstalker made its very first appearance but it seems to have started its career primarily as a traveling hat some time in the second half of the 19th century. It was then adopted by deer hunters and other sportsmen, who brought it into vogue and gave it a distinctly more masculine association (yes, even in spite of those knickerbockers).

However, the deerstalker really owed its fame to none other than Arthur Conan Doyle’s detective, Sherlock Holmes, surely the most famous fictional sleuth ever (although both Hercule Poirot and Miss Marple would hotly dispute this). Even though Holmes’ creator never actually mentioned his detective’s choice of headwear by name, it quickly became firmly associated with Holmes. This was due to the illustrations of the early stories by Sidney Paget, who depicted the soon-to-be famous detective wearing a deerstalker, as well as his large smoking pipe and even larger magnifying glass. As subsequent theatre and film dramatizations of the Holmes stories turned to Paget’s illustrations for artistic guidance, Mr Holmes was clearly destined to wear a deerstalker forever, whether he liked it or not.

The other famous deerstalker wearer is the Looney Tunes character Elmer Fudd, who is never without his favourite hat perched atop his over-sized bald dome of a head when in pursuit of Bugs Bunny. Purists are unhappy with the deerstalker being associated with Elmer Fudd, claiming it drags down the hat’s reputation, given the vastly different intelligence levels between its two most famous wearers.

Oh and by the way, there’s also The Mighty Deerstalker race and obstacle course, held every year in the Scottish Borders to raise money for cancer charities. This is a cross between a fun run and a boot camp-style obstacle course, and has nothing to do with the hat except its name. Participants choose either the 5k or 10k course and are encouraged to wear fancy dress for the event. It seems anything goes in this regard, but the website does actively encourage the full country sportsman’s get-up including deerstalker hat, sports jacket, pipe, monocle and... well, those knickerbockers again. The next event is slated for 19 March 2011.

In the 21st century, the deerstalker does therefore appear to be remaining true to its reputation as a hunting hat. While Sherlock Holmes wore his for hunting criminals and Elmer Fudd wore his for hunting “that wascally wabbit”, participants in The Mighty Deerstalker are pursuing a cure for cancer, surely the noblest and most worthy cause of all.



"Two famous deerstalker wearers: the brilliant Sherlock Holmes (left) and the not so brilliant Elmer Fudd (right).



"Quilting with a friend will keep you in stitches."

**Til next week!
The Blueberries Team**

Shop: 4C Amy Close WYONG NSW 2259 | Post: PO Box 686 WYONG NSW 2259
Phone: 02 4355 4400 | Fax: 02 4355 4411
Email: enquiries@blueberries.net.au | Internet: www.blueberries.net.au