



[Previous editions](#)

Midweek Moments

Wednesday 12 January 2011 - Issue #92

Welcome to Wednesday...

A new year is upon us (and technically a new decade too, although no-one really seems to have noticed). We hope you've all been enjoying yourselves in the three weeks since the last *Midweek Moments* of 2010, eating lots of yummy things and enjoying quality time with friends and family.

Already Christmas and the New Year seem a bit five minutes ago and now the humidity of January has us all in its sweaty grasp, a sure sign if ever there was one, that we're in the middle of another Aussie summer. The other sure sign is nature unleashing her fury on us, and this year it's those terrible floods in Queensland and northern New South Wales. Anyone wishing to make a donation to the Queensland Premier's Flood Relief appeal can do so by [clicking here](#).

Your first *Midweek Moments* of the year has a Show and Tell that's all about pillowcases and in Material Girl, Jackie shows us a gorgeous new range of fabrics just right for summer quilting. But first...

...have you picked up your [Blueberries 2011 Calendar and Class Schedule](#) yet, if not you are missing out. Drop by and get your copy or order online it's **FREE** and there is **no postage charge**.



continues next page...

This week @ Blueberries

[Lots of Dots with Chris Jurd](#)

[Emperors Wheel with Chris Jurd](#)

[Blueberries Sewing Circle](#)

Next week @ Blueberries

[Peacock's Garden Block Keeper](#)

[Crazy Flower Clutch](#)

[The Day Tripper](#)

[Decorative Handbag Door Stop](#)

[Confetti](#)

[Blueberries Sewing Circle](#)

Material Girl

Jackie's tips, hints, advice and info on products and fabrics



What: Flower Sugar 2 range




By: Japanese company Lecien

"In true lecian style this range contains large rose prints along with smaller coordinating florals and of course lots of dots and paisley."

Jackie says:

Blueberries currently has thirteen of these high quality Japanese fabrics in stock. They'd be great for your next summer quilt with their fresh, bright, summery colours. They'd also look good for the retro kitchen as cushions, aprons, tea towels, etc.

Click [here](#) to view or order from the Flower Sugar 2 range.



Class: Confetti with Irene Blanck

Irene made this quilt because she is addicted to hexagons and wanted to combine her love of hexagons with her love of needleturn appliqué. In this class you will learn:

- How to prepare hexagons the "easy" way using glue (which greatly reduces preparation time)
- Needleturn appliqué, the easy-peasy way
- How to free-hand design a vase
- Prepare lots of circles in a quick and easy way

Dates: Saturday and Sunday, 22 and 23 January

Time: 10.00 – 4.00

Cost: \$110.00 plus requirements

Click [here](#) to register.

continues next page...



Shop: 4C Amy Close WYONG NSW 2259 | Post: PO Box 686 WYONG NSW 2259

Phone: 02 4355 4400 | Fax: 02 4355 4411

Email: enquiries@blueberries.net.au | Internet: www.blueberries.net.au

Show and Tell

Show us the item and tell us the story

Kathryn Thorburn's pillowcase adventure

What was your inspiration for these pillowcases?

Blueberries had a visiting tutor, Kellie Wulfsohn from Don't Look Now. I did her two-day workshop and learnt how to do the free motion appliqué. The pattern we were given was Pretty in Pink, which is the florally pattern I've used on the larger pillowcase in the photo. The smaller one has a dump truck from Kellie's Peak Hour pattern.



Why pillowcases?

They were easy-to-make Christmas prezzies for friends and family. I've learnt the value of spray baste (something else from Kellie's workshop) which also made the job easier and quicker.

What techniques did you use?

It's mainly free-motion, which for some reason I find comes fairly easy to me. Jackie thinks I'm crazy, because free-motion is supposed to be one of the more difficult techniques. And, like I said before, I spray basted before sewing the patterns on.

How long did it take you to complete them?

As I work part-time I couldn't get to them every day. It took me about six months to complete twelve pillowcases, so that's roughly a fortnight per pillowcase.

How long have you been sewing?

Not very long compared to some of the other ladies you speak to. Only about five years, which was when I bought my first machine.

What's the next project?

One of Kellie's quilts, called Meg's garden. I'm about halfway there. I didn't feel comfortable tackling a quilt until I'd done the pillowcases first.

And the last word...

"Our lives are like quilts - bits and pieces, joy and sorrow, stitched with love."

Til next year!
The Blueberries Team