



[Previous editions](#)

Midweek Moments

Wednesday 2 February 2011 - Issue #95

Welcome to Wednesday...



Whew! It seems appropriate that things should start to really hot up at Blueberries while we're all sweltering in the middle of a classic NSW summer heat wave. We're pretty sure you don't want to miss any of this exciting action at Blueberries, so pay attention. There may be an exam afterwards.

Firstly, the Giddy Quilters Great Aussie Shop Hop officially kicked off this week on Tuesday and will keep going until 30 April. Blueberries is one of the 38 quilting shops nationwide that are participating and there's loads of discounts, bargains, offers and prizes for the taking.

In other words, there's no excuse for not getting involved, especially as it's free to join. For more details or to register, [click here](#) for the article in last week's newsletter.

Secondly, for the month of February, when you bring a friend for the first time to the Monday or Saturday [Blueberries Sewing Circle](#) we will **waive the class fee** for you and your friend. You must know of someone quilting-inclined who'd love to become part of the Blueberries extended family. Now would certainly be a great time to bring them into the cult - er, we mean, the fold.

And of course there's all the regular Blueberries classes starting up again, some of them continuing from last year, some new ones. Pickup your **[FREE Blueberries 2011 calendar](#)** for all the details, available [online](#) and instore.

Oh, and did we mention we turn three on Friday 4 February, and as someone has already told us this technically, makes us Aquarian. Hmm, creative, inventive, easy-going, friendly and just a little bit crazy? Yep, that sounds about right.

Fabrics on Sale - 40% off


For the next five days [Olde Cedar Chest](#) and [Wrapped in Paisley](#) are on sale. This sale is only available online and finishes this Sunday 6 February at 4pm or while stocks last. Minimum cut is 50cm.

continues next page...

Olde Cedar Chest



Wrapped in Paisley

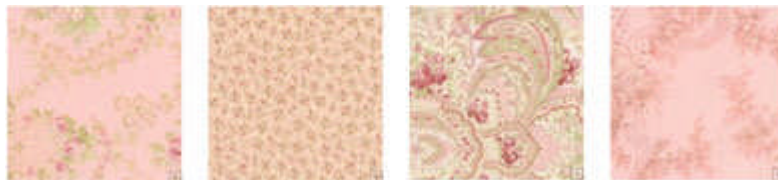


New Fabric - Just Arrived

A Morris Tapestry



Scarborough Fair



La Petite Ecole



and...500 NEW Patchwork Fabrics NOW ONLINE!

**Reproductions - Yuwa - Spots - Stripes - Novelties
Homespun - Wide Backs - Linen Mix**

**Colours: Orange - Cream - Reds - Yellows - Blues
Greens - Browns - Blacks - Pinks - Purples**

www.blueberries.net.au

continues next page...

Shop: 4C Amy Close WYONG NSW 2259 | Post: PO Box 686 WYONG NSW 2259
Phone: 02 4355 4400 | Fax: 02 4355 4411
Email: enquiries@blueberries.net.au | Internet: www.blueberries.net.au

Go-Go-Gadget Girl

She loves her quilting toys



What: Stack n' Stitch Thread Tower (with Nancy Zieman)

Made by: Clover

Retail price: \$35.00

Rachael says:


Hooray! No more rummaging through a box of threads. Now you can organize up to 30 spools right next to your machine, all neat and tidy.

The Stack n' Stitch guides the thread directly to your sewing machine and also is designed to hold a variety of spool styles, making it quite a versatile little storage number. It's like one of those coffee mugs trees for spools.

The product also has the endorsement of American TV sewing icon, Nancy Zieman, so you can be sure that this nifty little gadget is worth its salt (and the \$35.00 investment). Here is Nancy describing just one way in which the Stack n' Stitch has helped make her sewing experiences even more seamless;

"For projects using multiple thread colours, such as machine embroidery, I sequentially number the space below the spool peg with a permanent marker. Then, I arrange the spools in stitching order. What a convenience."

[Click here](#) to order the Stack n' Stitch Thread Tower



Dresden Daisy with Jenny Rofe

In this class Jenny will show you how to make the Dresden Daisy quilt which is based on the traditional Dresden plate block. The border is an extension of the Dresden plate pattern, making a serpentine path around the quilt. Jenny's quilt was made using romantic floral fabrics, but would also look great in 1930's fabrics.

Dates: Friday 18 February and 25 March

Time: 10am - 3:30pm

Cost: \$80 plus requirements

To book this class click [here](#).

continues next page...



Tutor Profile

Getting to know a bit about the teacher



Name: Irene Blanck

How long have you been quilting and what got you started?

I started quilting about 18 years ago after seeing a quilt in a magazine. I tackled my first quilt on my own and made every mistake in the book!! I enjoyed machine piecing for a long time until I got the taste for needleturn appliqué.

What do you specialise in?

I mostly teach needleturn appliqué, reverse appliqué, the use of glue (no pins!), and preparing and making hexagons. I encourage women to prepare a complete block so that it's portable and can be completed anywhere, any time.

What's your teaching style? How would you describe the feel of your classes?

I like to think of my classes as “sit and sew” sessions – or “mini quilt-ins” – where we have a fun and relaxing day, chatting to friends as well as learning a new technique or perfecting existing techniques.

What's one thing that fuels your creativity?

Since I started designing my own quilts, I've found that there are so many quilts “in my head” that need to come out that I don't have time for anything else but designing and making class samples. Now if only I could give up my day job!

What's one of the main things you've learnt as a tutor?

One of the main things I've found when teaching is that women are very hesitant about choosing fabric. I enjoy this aspect of my designing and try and instil confidence in my students about choosing colour – and particularly *not* stressing out with this process.

And the last word...

"I'd rather be stitchin' than in the kitchen!"

Til next year!
The Blueberries Team